

**Passport for Learning Pupil Evaluation**

# Chinese Dragon

In this series of lessons I will learn to **construct** a 3D (dimensional) Chinese dragon's head using **recycled material**. Working as **part of a team**, I will learn how to **problem solve** and **find creative solutions**. I will also learn how to **manipulate paper** by learning different **paper quilling techniques**.





Name ..... Class.....



During this project I would like to find out about or become better at...

1.....



2.....



3.....

<b>Research and Investigation stage for my design</b>		?	
<ul style="list-style-type: none"> <li>I learned about some of the historical information on Chinese dragons by listening to the PowerPoint's my teacher showed me and looking up the websites for personal research given to me by my teacher.</li> </ul>			
<ul style="list-style-type: none"> <li>I am able to discuss my opinions of some of these dragon designs and understand their value and meanings.</li> <li>I can understand art descriptive words such as <b>scale, line, pattern, colour proportion, symmetry and form</b> when designing my interpretation of a dragon's head in 2D.</li> </ul>			
<ul style="list-style-type: none"> <li>I can make initial 2D sketches of different images of fantasy creature dragons I researched using ICT.</li> </ul>			
<ul style="list-style-type: none"> <li>I can <b>talk</b> about my work and <b>respond</b> to the work of others in my class.</li> </ul>			
<b>Research and Development of my 2D creative design</b>			
<ul style="list-style-type: none"> <li>I have considered many different aspects of being able to draw <b>my 2D design</b> the correct <b>proportions</b> using help sheets of shapes, patterns and textures and forms provided.</li> <li>I have learned about <b>symmetry, scale, proportion form and shape</b> in relation to creating my design.</li> <li>I have learned the new technique of <b>paper quilling</b> and feel confident in being able to use this skill again in future art projects.</li> <li>I can create my <b>own unique</b> design paper quilled design depicting a facial feature of my Chinese dragon design.</li> <li>I have taken time and care over the <b>construction</b> and creation of my artwork by <b>manipulating paper</b> in this new art form.</li> </ul>			

<b>Constructing my Dragon's Head in recycled materials</b>		?	
<ul style="list-style-type: none"> <li>I feel <b>positive</b> about the challenges ahead of me and understand that I am going to be able to transfer my <b>2D design</b> into a cardboard <b>3D form</b> using new techniques correctly.</li> <li>I have learned many different and new <b>building and attaching skills</b> in order to make my 3d constructed dragon head.</li> <li>I understand how to use a <b>glue gun</b> and <b>scalpel</b> carefully.</li> <li>Having learned new 3d <b>constructing techniques</b>, I can successfully transfer what I have learned into new projects in the future.</li> </ul>			
<ul style="list-style-type: none"> <li>I was able to control the media of paper quilling and was able to produce fine</li> </ul>			

and even complicated details with precision.			
--	--	--	--

<b>Critical (reading/ writing/verbal) Studies</b>		?	
<ul style="list-style-type: none"> <li>I have learned about <b>Chinese New Year and the Chinese Dragon Dance</b> and now understand a little more about the <b>history of China</b>.</li> </ul>			
<ul style="list-style-type: none"> <li>I can give my <b>personal opinions</b> about the work and discuss the visual arts issues in relation to this type of recycled sculptural work.</li> <li>I am positive when approaching written work/using IT.</li> <li>I know how to <b>evaluate</b> my work and the work of others.</li> <li>I watched, understood and contributed to the PowerPoint's on both <b>3D cardboard sculpture</b> and <b>paper quilling techniques</b> and took part in a <b>team quiz</b>.</li> </ul>			

	<b>Curriculum for Excellence</b>		?	
<b>Successful Learners</b>	I have worked well to problem solve and meet the given brief. I listened carefully to all instructions and used feedback to improve my work.			
	I can analyse and give opinions when looking at artwork in class. I brought a positive attitude to every lesson.			
<b>Confident Individuals</b>	I can use the new art material of clay with confidence			
	I asked questions about things I was unsure of and contributed to lessons when I knew the answers.			
<b>Responsible Citizens</b>	I can work pleasantly with others, showing respect and politeness.			
	I respected all equipment and art materials used in this project.			
<b>Effective Contributors</b>	I can liaise with classmates and respond to questioning.			
	I attend class regularly in order to complete our task			

**Self-Assessment**

During this unit, I have **improved at ...**

.....

.....

.....

My **target** for the next Art and Design unit is to...

.....

.....

## Peer Assessment

Name of Peer who looked at your work .....

Ask your friend to write down their **two stars** and **a wish**

(\*Star = what they did *really well*... .. \*Wish = what they can *improve* next time!)

Star 

.....

.....

Star 

.....

.....

Wish 

.....

.....

## Teacher Assessment

Work Produced		
Working with Peer		
Behaviour		
Attitude		
Working as part of the class		