



## Preparing for the Family tree project: Research skills



1. Explain why we must be careful when using sources to investigate the past.
2. Explain the difference between a primary and secondary source.

When we look at what happened in the past we rely on **different types of sources** to find out what happened.

When you are researching your family tree, you may well use different sources:

- speaking to family members
- researching online
- looking at photos of your family
- watching videos of you family


**A source is a quite simply piece of evidence about the past and what happened.**

Class discussion: Why do we have to be careful when we use sources to investigate the past?



Class discussion: Why do we have to be careful when we use sources to investigate the past?

There are two types of source we use in History: primary and secondary.

Primary sources are from the time of the event we are studying.



Secondary sources were produced long after the event we are studying.



Primary and secondary sources **can both be useful** when learning about the past, but in different ways.

## Primary vs. Secondary



Paired discussion: Why do you think each of them can be useful in different ways?

Primary sources can be useful because:

- they give us an idea into what life was like at the time.
- the person was an eyewitness to events.
- they can provide information that it is hard to get anywhere else.

Secondary sources can be useful because:

- the author of a published textbook is an expert on his/her subject so we can trust what they're writing.
- these authors have studied lots of primary sources so provide a good summary of the period they're writing about.

Challenge

Create an A4 poster titled Primary and Secondary Sources

Your poster MUST show and explain:

1. What a primary source is.
2. What a secondary source is.
3. One reason why both can be useful for finding out about the past.

Use words and pictures in your poster. Once you have finished it, have it checked and we can then we put it up on the wall/ stick it into your jotter.